

Stage 4- RS

200 Yards

GUN READY CONDITION: Rifle- Loaded with one-9 round magazine for start, placed in barrel of choice. Shotgun- loaded to Division capacity in opposite barrel, all shotgun shells on belt (on person).

STAGE PROCEDURE: Starting at P2, at the signal, move to position of choice, pick up shotgun and press each of three bird thrower pedals, engaging birds. Move to other two positions and repeat. Dump shotgun-SAFE- and retrieve rifle with 9 round mag and engage each of three steel target-one hit scored on each (Red LED light will flash when hit). Shooting props are to be used for rifle positioning. Move to other two positions and re-engage three steel targets with one hit each.

TARGETS: Rifle-Two-1/2 size steel torso, one-1/3 size steel torso.
Shotgun-Three clay bird throwers-9 birds thrown.
SCORED HITS: Steel hit (Flasher lights red on hit), birds broke.
RULE: Latest 3 Gun Nation
NOTE: Rifle and shotgun may not be in same barrel at start.
PAR TIME: 160 seconds **WALK THRU:** 5 minutes
SHOTS REQUIRED: 9 rifle, 11 shotgun

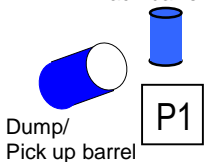
SAFETY NOTE: Long guns must have fingers away from triggers and/or safeties engaged when moving.
Suggestion- Remove pistols.



200 Yards

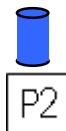
Thrower
1

3-Thrower
Pedals on
Each barrel



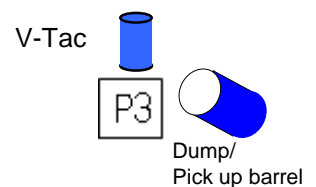
Hedgehog

Thrower
2



Rifle Frame

Thrower
3



V-Tac