

Stage 4 – 300 Yard Range

GUN READY CONDITION: Rifle-loaded to Division capacity, in dump barrel, safe. Shotgun- loaded to Divisions capacity, safe, port arms.

STAGE PROCEDURE: Starting in shooting box, shotgun at port arms, engage all shotgun targets. Dump shotgun, safe, retrieve rifle and engage 3 steel targets (1 shot each) from choice of shooting positions, move to water trough position and re-engage 3 steel targets thru water fall(1 shot each)

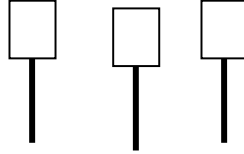
TARGETS: Shotgun- 8 poppers, 2 bird flippers, 1 spinner. Rifle- 3 steel
SCORED HITS: Shotgun- steel down, birds broke, spinner rotates. (60 second penalty for not rotation spinner) Rifle- one hit per target from each of two total positions, 6 hits total)

RULE: Latest 3 Gun Nation

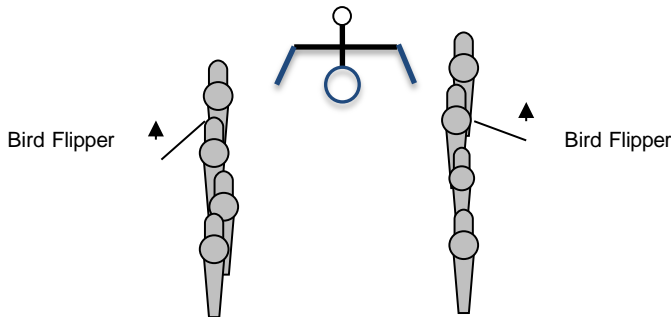
NOTE: Water trough position is last rifle shooting position

PAR TIME: 120 seconds **WALK THRU:** 5 minutes


SHOTS REQUIRED: Shotgun-13 Rifle- 6



Rifle Targets- 300 yards



Shotgun fault line



Rifle Shooting area- choose 1 position to shoot from, Then move to water falls shooting position